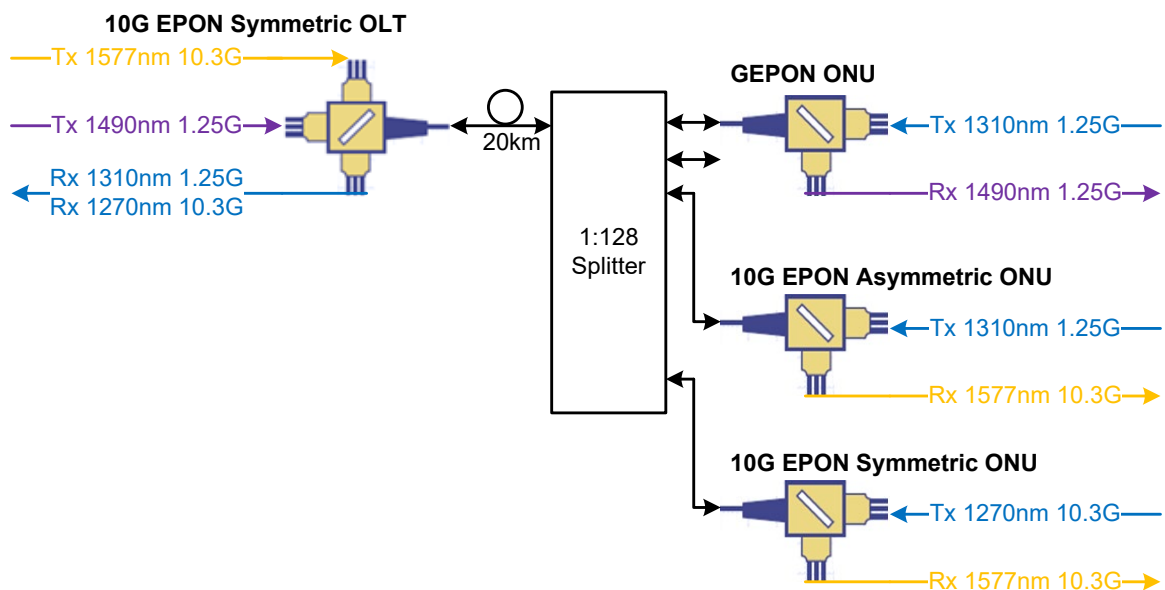


10G EPON Sym OLT PR30/PR40 SFP+

Optical Transceiver

Product Features

- Support IEEE802.3av & IEEE802.3bk PR30 and PR40 application
- 10G EPON 1577nm 10.3G continuous-mode transmitter with EML laser, 1270nm 10.3G burst-mode receiver with APD-TIA, and EPON 1490nm 1.25G continuous-mode transmitter with DFB laser, 1310nm 1.25G burst-mode receiver with APD-TIA
- 2-wire interface for integrated digital diagnostic monitoring
- Digital receiving signal strength indication (RSSI)
- SFP+ MSA package with longer header SC/UPC receptacle optical interface
- Single +3.3V power supply
- Operating case temperature: 0~70°C
- RoHS compliance, and Class 1 laser safety



Operating Conditions

Parameter	Unit	Min.	Typical	Max.
Storage Temperature	°C	-40		85
Operating Case Temp	°C	0		70
Storage Humidity	%	5		90
Operating Relative Humidity	%	5		85
Power Supply Voltage	V	3.135	3.3	3.465
Power Consumption	W			2.5
Bit Rate for Tx 1577nm	Gbps	10.3125		
Bit Rate for Rx 1270nm	Gbps	10.3125		
Bit Rate for Tx 1490nm	Gbps	1.25		
Bit Rate for Rx 1310nm	Gbps	1.25		

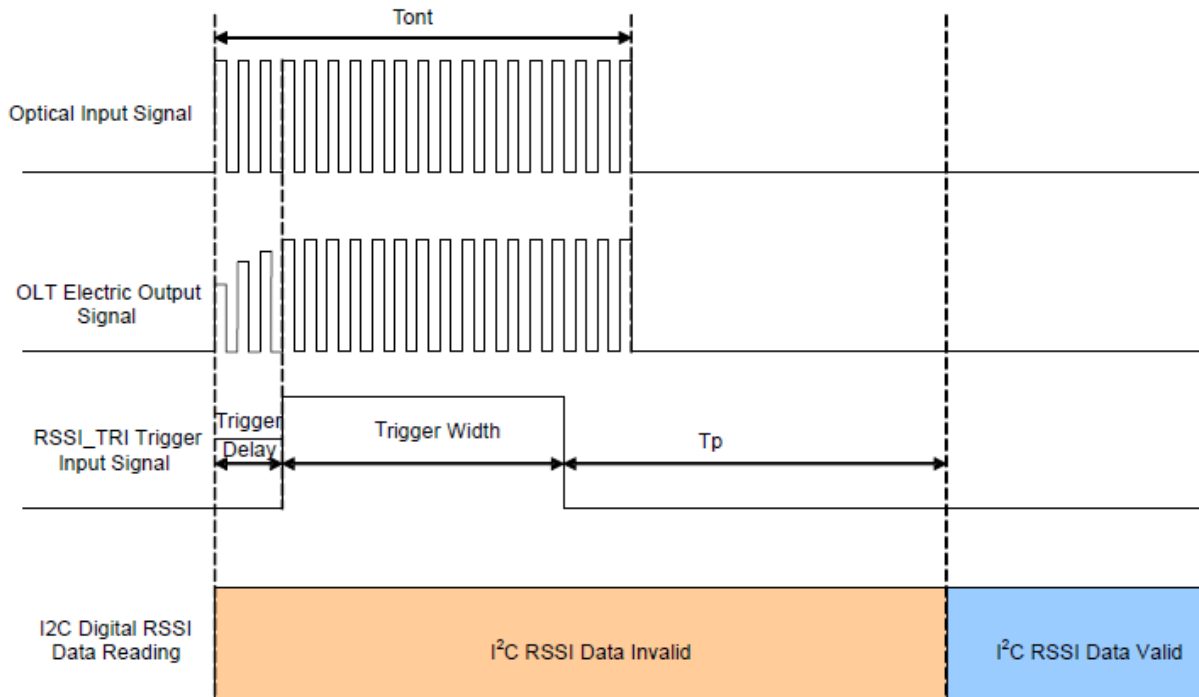
Characteristics

All performance is specified at whole working temperature and conditions

Parameter	Unit	Min.	Typical	Max.
10G EPON 1577nm 10.3125G Transmitter				
TX Central Wavelength	nm	1575	1577	1580
Spectral Width (-20dB)	nm			1
SMSR	dB	30		
Mean Launched Power (PR30)	dBm	2		5
Mean Launched Power (PR40)	dBm	5		9
Mean Launched Power (TX Off)	dBm			-39
Extinction Ratio	dB	6		
Optical Return Loss Tolerance	dB	-15		
Transmitter Mask (PRBS2 ³¹ -1@10.3125G)	Compliant With IEEE802.3av			
10G EPON 1270nm 10.3125G Receiver				
Receive Wavelength	nm	1260	1270	1280
Sensitivity (PR30) (PRBS2 ³¹ -1@10.3125G, BER<10 ⁻³)	ER=6, dBm			-28.5
Sensitivity (PR40) (PRBS2 ³¹ -1@10.3125G, BER<10 ⁻³)	ER=6, dBm			-29
Overload (PR30)	dBm	-6		
Overload (PR40)	dBm	-9		
Parameter	Unit	Min.	Typical	Max.
EPON 1490nm 1.25G Transmitter				
TX Central Wavelength	nm	1480	1490	1500

Spectral Width (-20dB)	nm			1
Side Mode Suppression Ratio (SMSR)	dB	30		
Mean Launched Power (PR30)	dBm	3		7
Mean Launched Power (PR40)	dBm	5		9
Mean Launched Power (TX Off)	dBm			-45
Extinction Ratio	dB	9		
Optical Return Loss Tolerance	dB	-15		
Transmitter and dispersion Penalty	dB			1
Transmitter Mask(PRBS2 ²³ -1@10.3125G)	Compliant With IEEE 802.3ah			
EPON 1310nm 1.25G Receiver				
Receive Wavelength	nm	1260	1310	1360
Sensitivity (PR30) (PRBS2 ⁷ -1@1.25G, ER=9, BER<10 ⁻¹²)	dBm			-31
Sensitivity (PR40) (PRBS2 ⁷ -1@1.25G, ER=9, BER<10 ⁻¹²)	dBm			-32
Overload (PR30)	dBm	-6		
Overload (PR40)	dBm	-11		
Receiver Burst Mode Dynamic Range	dB	15		
Parameter	Unit	Min.	Typical	Max.
Electrical Interface Characteristics				
Data Input Swing Differential/TX	mV	120		800
10G EPON Data Output Swing Differential/RX 10G CML	mV	340		850
EPON Data Output Swing Differential/RX 1.25G LVPECL	mV	600		1600
Data Differential Impedance	Ω	90	100	110
LVTTTL Output High	V	2.4		V _{cc}
LVTTTL Output Low	V	0		0.4
LVTTTL Input High	V	2.0		V _{cc} +0.3
LVTTTL Input Low	V	0		0.8
LOS De-assert Level	dBm			-29
LOS Assert Level	dBm	-40		
LOS Hysteresis	dB	0.5		6
LOS Assert Time (T _{LOSA})	ns			512
LOS De-assert Time (T _{LOSD})	ns			512

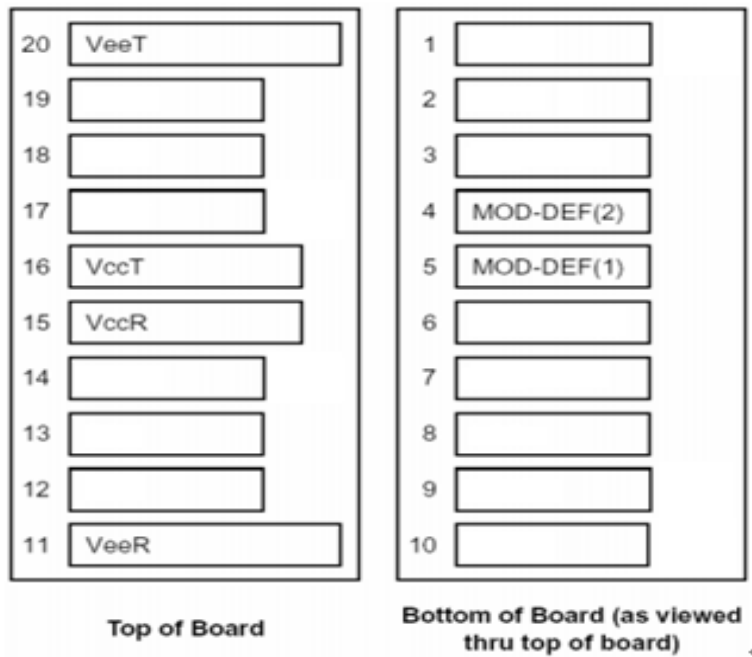
Timing Sequence for RSSI



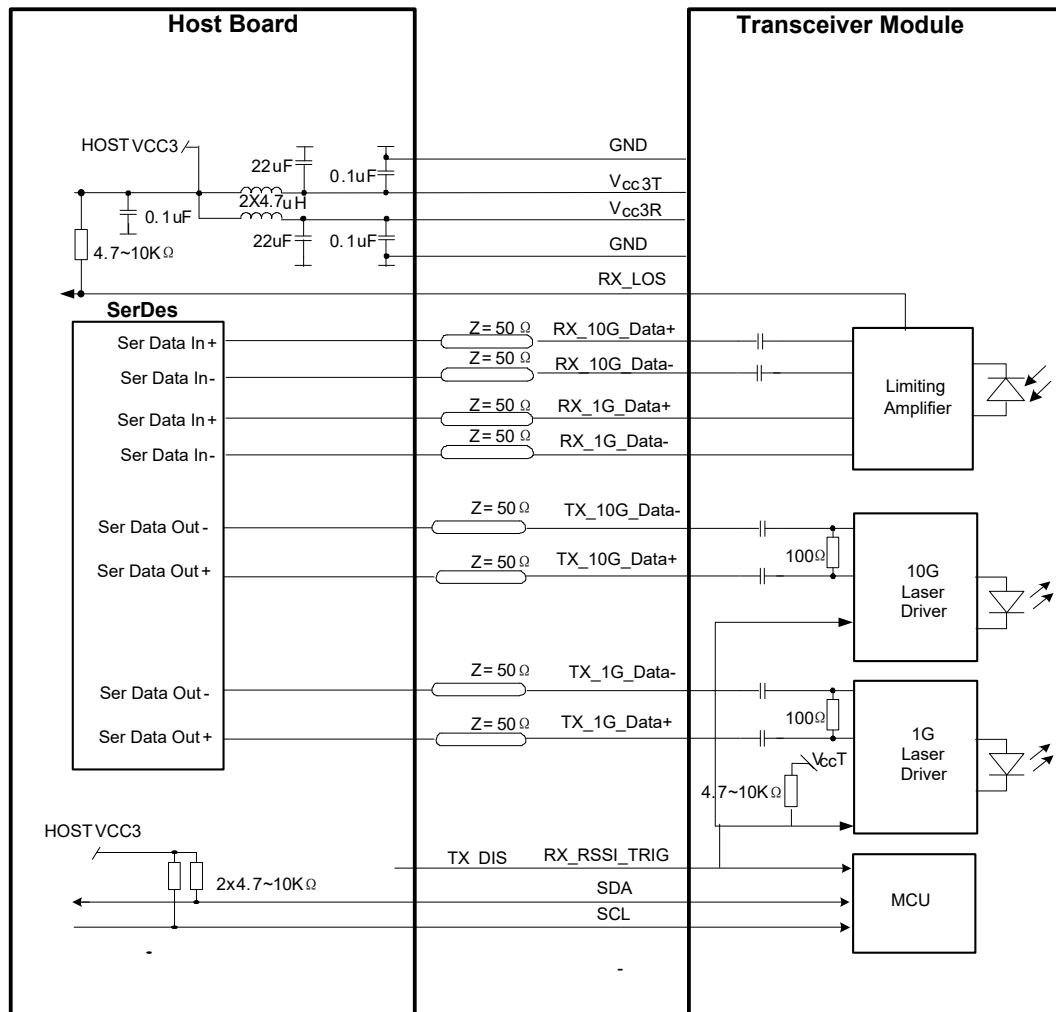
Parameter	Unit	Min.	Typical	Max.
RSSI Timing Characteristics				
ONU Package Length (T_{ont})	ns	500	1500	
RSSI Trigger Delay (T_{td})	ns	0	300	3000
RSSI Trigger Pulse Width (T_w)	ns	600		$T_{ont} - T_{td}$
Internal I ² C Delay (T_p)	us			500
RSSI Power Range (P_{mon})	dBm	-31		-8
RSSI Monitoring Error	dB	+/-3		

PIN Definition

Pin No.	Symbol	Level / Logic	Description
1	EPON_TD+	CML-I	EPON OLT Transmitter Non-Inverted Data Input, 1.25Gbps, AC-coupled
2	EPON_TD-	CML-I	EPON OLT Transmitter Inverted Data Input, 1.25Gbps, AC-coupled
3	GND		Module Ground
4	SDA	LVTTTL-I/O	2-Wire Serial Interface Data Line
5	SCL	LVTTTL-I	2-Wire Serial Interface Clock
6	EPON_RD-	LVPECL-O	EPON Receiver Inverted Data Output, 1.25Gbps, DC-coupled
7	NC		
8	LOS	LVTTTL-O	Receiver Loss of Signal Indicator
9	RSSITrig/TxDis	LVTTTL-I	according to the relative control register, to act as RSSITrig or TxDis input PIN. When acting as RSSITrig, active high to trigger the RSSI sampling. When acting as TxDis, active high to turn off transmitter laser output.
10	EPON_RD+	LVPECL-O	EPON Receiver Non-Inverted Data Output, 1.25Gbps, DC-coupled
11	GND		Module Ground
12	10G EPON_RD-	CML-O	10G EPON Receiver Inverted Data Output, 10.3125Gbps, DC-coupled
13	10G EPON_RD+	CML-O	10G EPON Receiver Non-Inverted Data Output, 10.3125Gbps, DC-coupled
14	TX_Fault	LVTTTL-O	TX Fault Alarm, TX Fault State: High; TX Normal State: Low
15	V _{CC3_RX}		+3.3V Rx Power Supply
16	V _{CC3_TX}		+3.3V Tx Power Supply
17	NC		
18	10G EPON_TD+	CML-I	10G EPON Transmitter Non-Inverted Data Input, 10.3125Gbps, AC-coupled
19	10G EPON_TD-	CML-I	10G EPON Transmitter Inverted Data Input, 10.3125Gbps, AC-coupled
20	GND		Module Ground

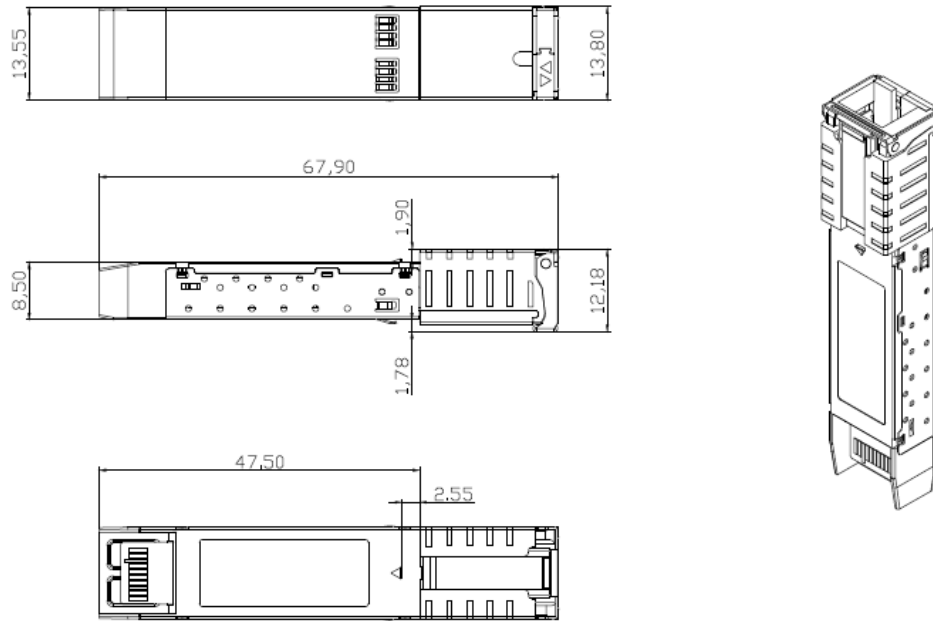


Typical Interface Circuit




Mechanical Diagram

For detail mechanical information, please refer to the related document of SFF-8432



EEPROM Memory Map

The digital diagnostic memory map specific data field defines as following. For detail EEPROM information, please refer to the related document of SFF 8472 Rev 12.0.



ESD

The SFP+ module and host SFI contacts (High Speed Contacts) shall withstand 1kV electrostatic discharge based on Human Body Model and all host contacts with exception of the SFI contacts (High Speed Contacts) shall withstand 2kV electrostatic discharge based on Human Body Model. The SFP+ module shall meet ESD requirements given in EN61000-4-2, criterion B test specification such that units are subjected to 15kV air discharges during operation and 8kV direct contact discharges to the case per section 2.9 in SFF-8431 REV4.1. However, normal ESD precautions are still required during the handling of this module. This transceiver is shipped in ESD protective packaging. It should be removed from the packaging and handled only in an ESD protected environment.

Laser Safety

This is a Class 1 Laser Product according to IEC 60825-1:2007. This product complies with 21 CFR 1040.10 and 1040.11 except for deviations pursuant to Laser Notice No. 50, dated (June 24, 2007).

Ordering Information

Ordering P/Ns	Description
D27299-SSCB	10G EPON Symmetric OLT, PR30, 20km, TX 1577nm 10.3125Gbps, RX 1270nm 10.3125Gbps & 1310nm 1.25Gbps, TX 1490nm 1.25Gbps, SFP+ form-factor, BIDI SC/UPC Receptacle, 0~70°C Commercial Temperature
D37299-SSCB	10G EPON Symmetric OLT, PR40, 20km, TX 1577nm 10.3125Gbps, RX 1270nm 10.3125Gbps & 1310nm 1.25Gbps, TX 1490nm 1.25Gbps, SFP+ form-factor, BIDI SC/UPC Receptacle, 0~70°C Commercial Temperature

Contact Us**International Sales**

Email: Sales@broadex-tech.co.uk

Tel: +44-1506-426021

Mobile: +44-7968-854124

China Sales

Tel: +86-573-82585881

Email: Sales@broadex-tech.com

Copyright © 2021 Broadex Technologies. All rights reserved